



# Home fire safety

Fire Rescue Victoria



Easy English

## Blue words



Some words in this book are **blue**.

We write what the blue words mean.

## Help with this book



You can get someone to help you

- understand this book
  
- find more information.



Contact information is at the end of this book.

## About this book



This book is from Fire Rescue Victoria.


Our staff are trained to help in emergencies.

Our staff can help with

- fires
- road crashes

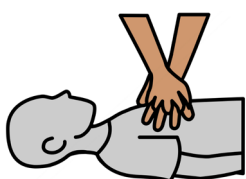


- chemical spills



and

- medical emergencies.



This book is about

- how to prevent fires in your home



- what to do if there is a fire in your home.



## What to do if there is a fire in your home

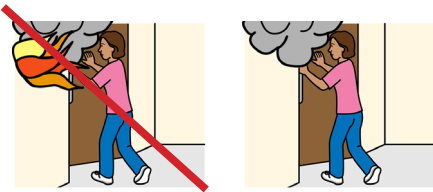
You **must** have a fire escape plan for your home.




1 Get down low to stay out of the smoke.




2 As you leave, tell other people that there is a fire.



3 If it is safe, close the doors as you leave.



4 Leave your home and do **not** go back inside.

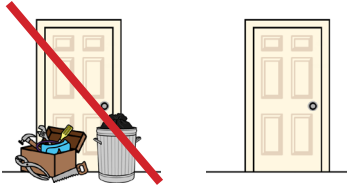


5 Meet in a safe place outside.  
For example, near the letter box.




6 Call Triple Zero and ask for fire.

## What you can do to stay safe

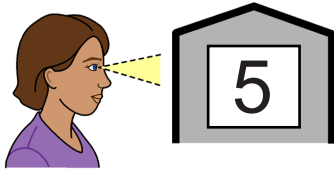


You should always

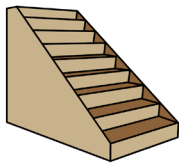
- keep doors clear



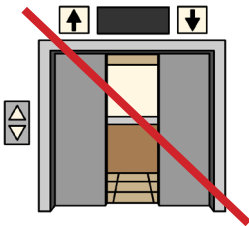
- leave keys in locked doors or security doors



- make sure that your house number can be seen from the street.



If there is a fire you **must** use the stairs.



You must **never** use the lift.



If you have a mobility aid, you should have a Personal Emergency Evacuation Plan or PEEP.



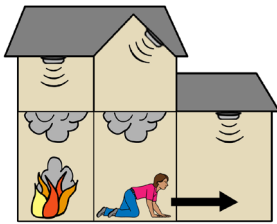
If you have a building manager you can ask them about the PEEP plan.

## What to do if you cannot leave your home



You should

- close the door to the room with the fire if it is safe



- move as far away from the fire as you can



- call Triple Zero.



Tell the person on the phone

- there is a fire



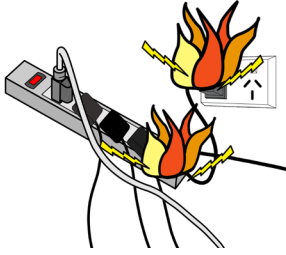
- the address of where you are.




If you speak another language, you can ask for an interpreter.

Tell the person what language you speak.

## How to prevent electrical fires



Electrical fires happen around electrical things.



Electrical things in the home can be


- the power supply



- appliances
  - for example, a toaster



- devices
  - for example, a laptop or tablet



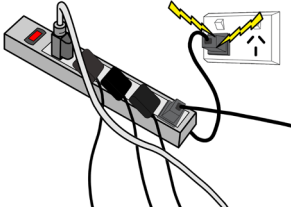
- power boards or extension leads.



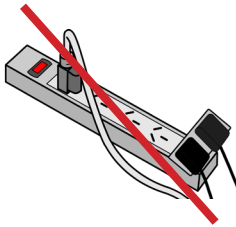
Your electrical things should have one of these symbols on it.

# How to prevent electrical fires

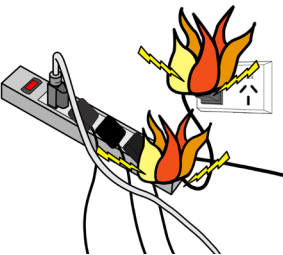
Do **not overload** a power board or power point.



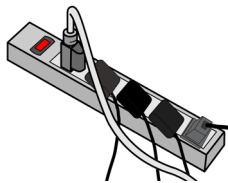
You can overload a power board if you put too many plugs into 1 power socket.



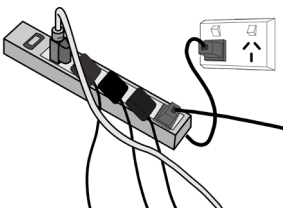
You should **not** use a double adaptor on a power board.



A fire can start if you overload a power board.



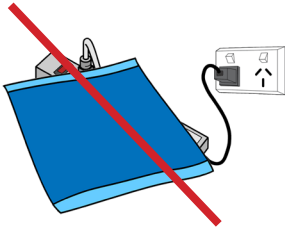
Your power boards should have **overload protection**.



Overload protection means that the power board turns off if it uses too much power.




## How to prevent electrical fires



Do **not** cover your power boards.

For example, with a pillow or blanket.



A fire can start if you cover your power board.



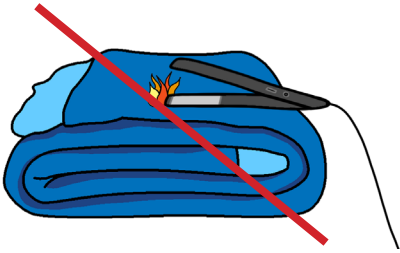
Keep good airflow around electrical things.

You should only get a **qualified electrician** to fix electrical things.



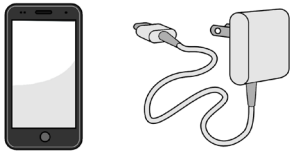
A qualified electrician is someone who is trained to fix electrical things.

## How to prevent electrical fires



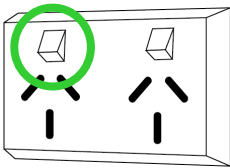
Do **not** leave hot electrical things on something that can burn.

For example, do **not** leave your hair straightener on a blanket.




You should only use approved chargers.

For example, an Apple charger for an Apple phone.



When your electrical item is charged you should

- switch off the power point

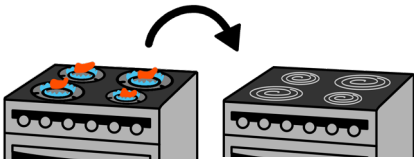


- unplug it from the wall.

## How to prevent fires in the kitchen



You should always stay in the kitchen when cooking.

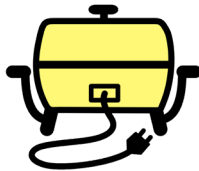


Before you leave the kitchen, check that you have turned off


- your cooktop



- your oven

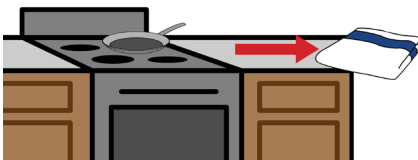


- other cooking appliances
  - for example, an electric fry pan.




You **must** always watch your children in the kitchen when cooking.

Keep things that can burn at least 1 metre away from cooking or heat sources.



For example, a tea towel away from the stove.

## How to prevent fires in the kitchen

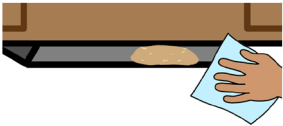


You should always clean grease or oil from your

- stove



- oven



- range hood

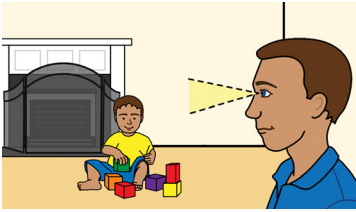


- cooking area.

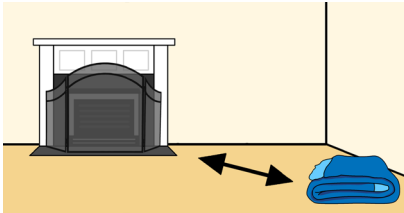


You **must not** use water to put out an oil or grease fire.

## How to prevent fires from heaters



You should always watch your children near heating.

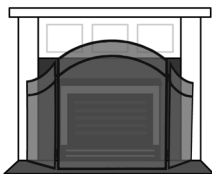


Keep things that can burn at least 1 metre away from all heat sources.



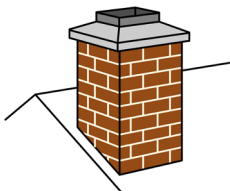
You should always turn off your heating before you go to sleep or leave your home.

For example, turn off a portable heater.



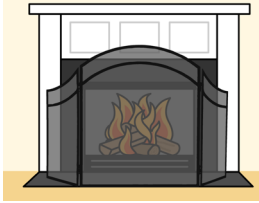
You should always service your

- heating
  - for example, gas heaters




- chimney.

## How to prevent fires from open fireplaces



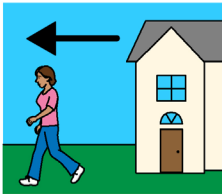
You should always use a fire screen in front of a fireplace.



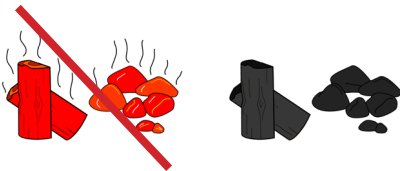
You should always put out an open fire

- before you sleep

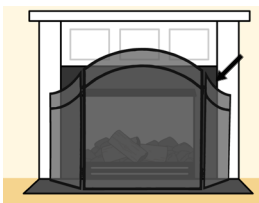
and



- before you leave the house.



You should always check that **embers** are cold before you throw them away.




Embers are small pieces of burning coal or wood.

## How to prevent fires from open flames

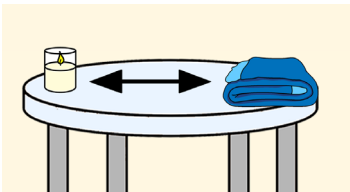


Open flames can be


- candles
- incense
- oil burners.



You should always be in the same room with open flames.



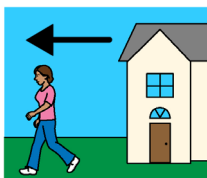
Keep things that can burn at least 1 metre away from an open flame.



You should always put out open flames


- before you sleep

**and**



- before you leave the house.

## How to prevent fires from open flames

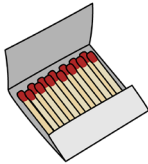


You should **only** use things with an open flame on a flat hard surface.



Keep children away from

- lighters



- matches



- candles



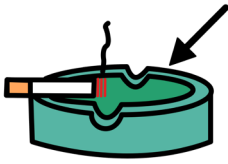
- incense



- oil burners.



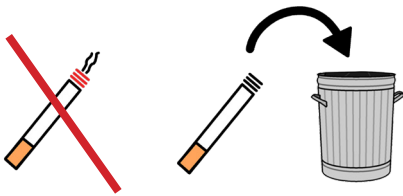
## How to prevent fires from cigarettes



You should put out cigarettes in an ashtray.



You should **not** smoke in bed.



You **must** check that you have put out the cigarette before throwing it away.

## How to prevent fires outside the home

Some things can make fires spread faster.



For example

- gas bottles



- petrol cans




- other chemicals.




You should keep these things away from

- open flames

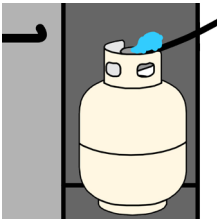


- children.


## BBQ safety



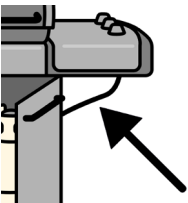
You should always check for gas leaks on your BBQ.



You can check by putting soapy water where the hose connects to the gas bottle.




If you see bubbles it means there is a gas leak.



You **must not** use the BBQ until you fix the leak.

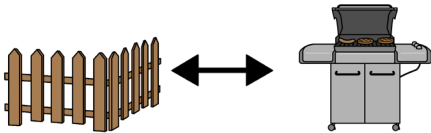
## BBQ safety



You **must** regularly clean your BBQ of grease and oil.



You **must** only use a BBQ outside.



You **must** put the BBQ at least 1 metre away from a wall or fence.




You **must not** leave your BBQ when you are cooking.

## How to put out fire in your home



You can use

- a fire extinguisher




- a fire blanket.



You **must only** use a fire extinguisher or fire blanket if you

- you know how to use it

**and**



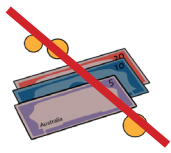
- you can use it safely.



## Who should you call if there is a fire?

Call Triple Zero if there is a fire.

Call 000



You can call for free.



Tell the person on the phone

- that there is a fire



- the address of where you are.



If you speak another language you can ask for an interpreter.

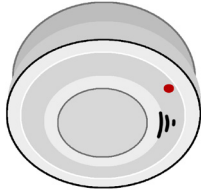
Tell the person what language you speak.



You **must not** hang up the phone.



## More information



Scan our **QR code** to read more about smoke alarms.



You can use the camera on your device to scan the QR code and go on the website.

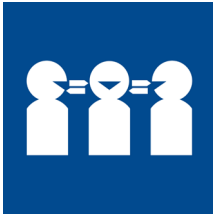


Website [frv.vic.gov.au/smoke-alarms](http://frv.vic.gov.au/smoke-alarms)

For more information about smoke alarms for people who are deaf or hard of hearing.



Website [expression.com.au](http://expression.com.au)



### **If English is not your first language**

Use the free Translating and Interpreting Service or TIS.



Call 131 450

Give the TIS officer the phone number you want to call.



### **If you need help to speak or listen**

The National Relay Service can help you make a phone call.



Call 1800 555 660



Website [accesshub.gov.au/nrs-helpdesk](https://www.accesshub.gov.au/nrs-helpdesk)

Give the relay officer the phone number you want to call.



For more information go to the Fire Rescue Victoria or FRV website.



Website [frv.vic.gov.au](http://frv.vic.gov.au)

For more information go to the Country Fire Authority or CFA website.



Website [cfa.vic.gov.au](http://cfa.vic.gov.au)





This Easy English document was created by Scope (Aust) Ltd. in November 2023 using Picture Communication Symbols (PCS). PCS is a trademark of Tobii Dynavox, LLC. All rights reserved. Used with permission. This document must not be sold to third parties. The images must not be reused without permission. For more information about the images, contact Scope on 1300 472 673 or visit [scopeaust.org.au](https://scopeaust.org.au)