


About lithium-ion batteries



About this fact sheet




This fact sheet is from Fire Rescue Victoria.



This fact sheet is written in a way that is easy to understand.



You can read more information about this topic on our [website](http://www.frv.vic.gov.au)
www.frv.vic.gov.au



We add a star before and after ***hard words***.
Then we explain what the words mean.



You can ask someone to help you read and understand this fact sheet.



Contact information is at the end of this fact sheet.

What are ***lithium-ion batteries***?

Lithium-ion batteries are in lots of products.

For example

- mobile phones, laptops and tablets



- toys



- mobility scooters



- electric wheelchairs



- e-bikes and e-scooters




- cars.



These batteries are ***rechargeable***.



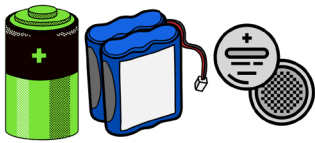
Rechargeable means the batteries can be used more than once when charged with a power supply.



What do lithium-ion batteries look like?



These batteries are usually small.

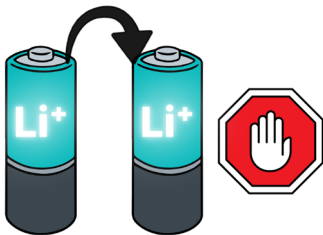


They can be different shapes and sizes.

For example, round or like a small brick.



These batteries usually have **Lithium** or **Li** printed on them.



Can you change the batteries?


You must **not** change the batteries in the product.

Safe charging of lithium-ion batteries



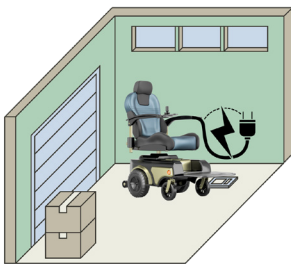
When damaged these batteries can release gases and catch fire.

What you should do to stay safe



When using these batteries you should


- only plug 1 product into each power point



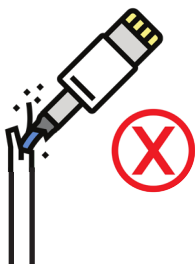
- charge big products like electric wheelchairs away from things that could catch fire



- only use chargers that come with the product



- only buy new chargers from places you trust

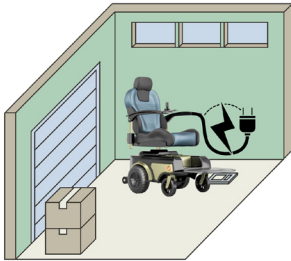


- make sure the battery and charger are the same brand and **not** damaged.

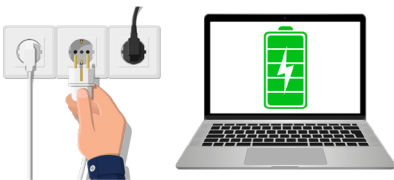


You should also


- only charge products when you are home



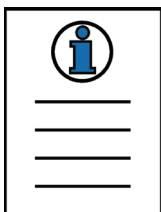
- charge products on hard surfaces like tiles and concrete



- unplug products when the battery is fully charged.



Follow the charging ***instructions*** that come with the product.

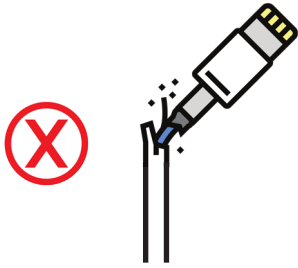


Instructions tell you how to use the product safely.



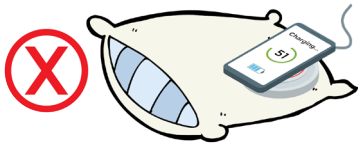
Make sure you have working smoke alarms.

What you should not do



When using these batteries


- do **not** charge products with damaged cables




- do **not** charge products on or under soft things like blankets, pillows or couches



- do **not** charge products like electric wheelchairs while you sleep

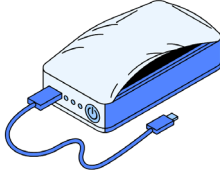


- do **not** charge products in hot or wet places



- do **not** keep the batteries in hot or wet places.

How do you know if a battery or product is damaged?



Your battery or product is damaged if

- it has changed shape



- it is leaking



- it is very hot



- it is cracked or smashed.

If a battery is damaged or has been in water it may have



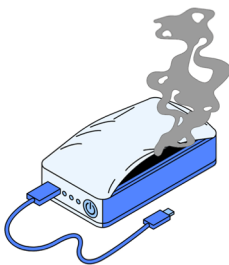
- a strange smell or colour



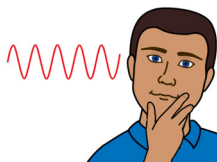
- leaking fluid



- rust



- smoke.



It may also make sounds like popping, hissing or crackling.

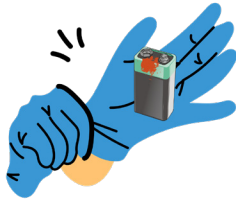


Damaged batteries or products are very dangerous.



Do **not** use damaged products or touch them with your hands.


How to get rid of lithium-ion batteries that are damaged



Use gloves to pick up the batteries.



Put batteries that have been damaged by fire or smoke outside and away from things that could catch fire.



Put leaking or damaged batteries in a plastic container.



Check where to get rid of the damaged batteries or products.

For example, search online for information from

- Recycle Mate
- WasteMINZ
- B-Cycle
- your local government website.

How to get rid of lithium-ion batteries that are not damaged



If your batteries or products do not work any more

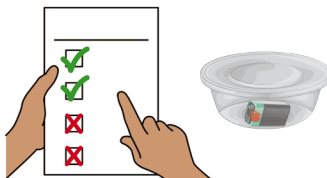
- do **not** put them in your rubbish bins



- do **not** sell them or give them to someone.



Call your local council to find places that will take the batteries or products.



You might have to follow some rules.

For example, you might have to put the batteries or products in a container.

Water and lithium-ion batteries



Some houses have a big

***battery energy storage system*.**

A battery energy storage system uses a group of batteries to power things around the house.



If there is a storm, flood or fire these systems must be checked by a licensed electrician before you can use them again.




If you have an electric car do **not** drive through flood water.

Car accidents



All electric cars should have an approved blue sticker on the number plate to show they have a lithium-ion battery.



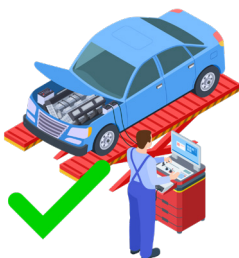
Emergency services have special training to work with electric cars that have been in a crash.



If your car has been in a crash, keep it outside and away from things that could catch fire.

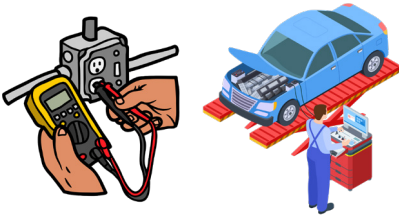


Damaged batteries could catch fire hours, days or weeks after a crash.



Your car must be checked by a mechanic before you can charge it or use it again.

Always use experts



Lots of accidents happen when people do **not** use experts like electricians or mechanics.



Find a trusted company.



You can check the company's ***reviews*** online.



Reviews are when people say what they thought of the company's products and services.



Ask the company if

- their products have new lithium-ion batteries
- they use experts to install, check and fix products with lithium-ion batteries.



What to do in an emergency

If there is smoke or fire from a battery



If a rechargeable product or lithium-ion battery has smoke or fire call 000.




Tell the person on the phone that the smoke or fire is coming from a lithium-ion battery.



Do **not** touch anything that is on fire.



Leave the room and close doors behind you.



Go outside and wait for the firefighters.



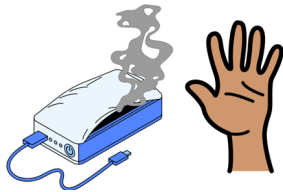
Only go back inside if the firefighters say it is ok.

If a lithium-ion battery or product is very hot




If a battery or product is very hot

- unplug it from the power point



- leave it where it is



- go outside.



If there is a fire, call 000 and wait for the firefighters.



When to get medical help

Get medical help if

- anyone breathed in smoke or chemicals



- anyone has burns.



More information

For more information contact

Fire Rescue Victoria



Call 1300 367 617



Email CommResAdmin@frv.vic.gov.au



Website

[Fire Rescue Victoria website](http://www.frv.vic.gov.au)

www.frv.vic.gov.au

Help to speak and listen



If you need help to speak or listen, the National Relay Service can help you make a call.



Call 1800 555 660



Website [NRS Helpdesk](#)

www.accesshub.gov.au/about-the-nrs/nrs-helpdesk

Help in your language



If you need help with other languages, contact the Translating and Interpreting Service.



Call 131 450



Website [TIS National](#)

www.tisnational.gov.au

Easy Read Australia created this Easy Read document based on the advice of participating emergency management agencies across Australia. Published in August 2025. Picture Communication Symbols (PCS) were used to create this document. PCS and Boardmaker are trademarks of Tobii Dynavox LLC. All rights reserved. Used with permission. You must ask for permission to use the images in this document.

For more information, visit [Easy Read Australia](https://www.easyreadaust.com.au)

www.easyreadaust.com.au